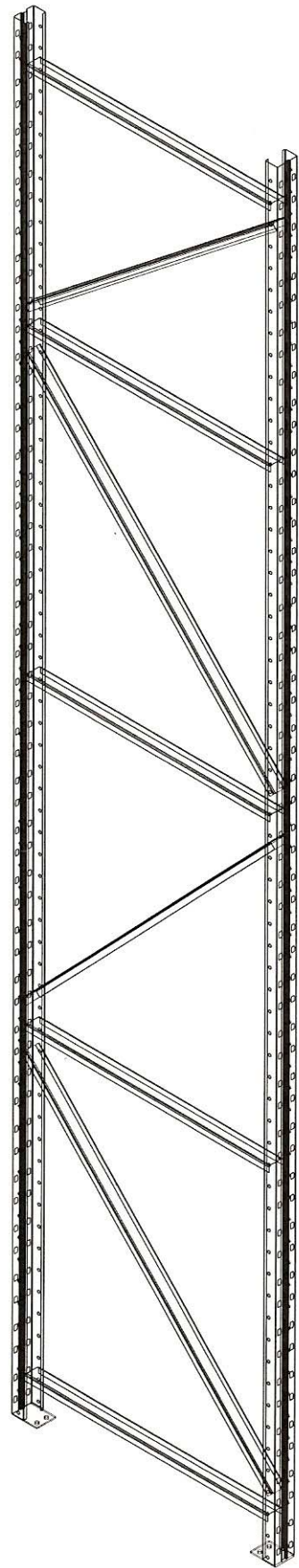
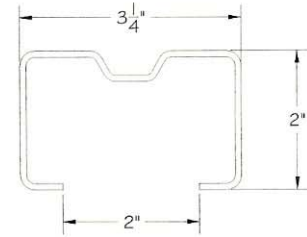


STANDARD SIZES

Height	X	Width	Width	Width	Width	Width	X	Height
48"	X	30"	36"	42"	48"	54"	X	4'
60"								5'
72"								6'
84"								7'
96"								8'
108"								9'
120"								10'
132"								11'
144"								12'
156"								13'
168"								14'
180"								15'
192"								16'
204"								17'
216"								18'
228"								19'
240"								20'
252"								21'
264"								22'
276"								23'
288"								24'
300"								25'
312"								26'
324"								27'
336"								28'
348"								29'
360"								30'



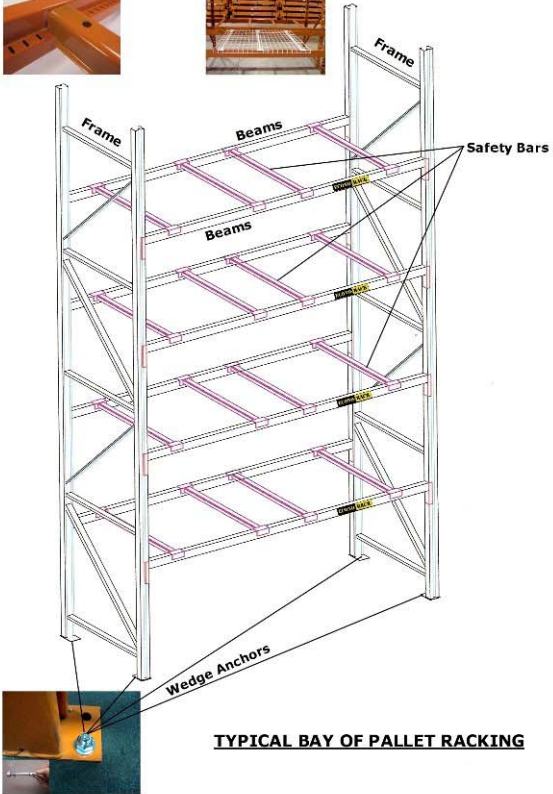
Standard Column



Optional

Ledged Beams
With Clip in Safety Bars

Wire Mesh Decks



TYPICAL BAY OF PALLET RACKING

Heavy Duty Column

